



# Release Notes

## *Release 2024.2.0*

**Initial Release Date: March 5, 2024**

*Starting from 3/5/2024, customers will start receiving version 2024.2.0.*

*Please see your release communication email from ShipHawk for more information.*

# CONTENTS

CONTENTS	2
New Features	3
ShipHawk Dimensioner Now Available	3
Pack Verify Enhancement for Large Numbers of Lotted Inventory	4
Proposed Shipment Processing Time Tracking	5
Shipping Experience Performance Improvements	5
IF Record Updates to Show Actual Shipped Item Quantities	6
Multi-Origin BigCommerce Rating Support	6
Improved Accessorial Support	6
Material Preferences for Smart Packing	6
Package Details on Shipping Report	7
Carrier Zones for Canada	8
Return List Rates from Carrier (New Rule Action)	8
BOL and Label Updates	9
Stacking, Folding, Rolling Item Types	9
Fixes	10
Carrier Integrations	10
System Integrations	10
Shipping Platform	10
Shipping Experience	10
NetSuite Bundle	10
DOCUMENT CHANGES	12

# New Features

This document provides an overview of the new features and fixes in the 2024.2.0 release.

## ShipHawk Dimensioner Now Available

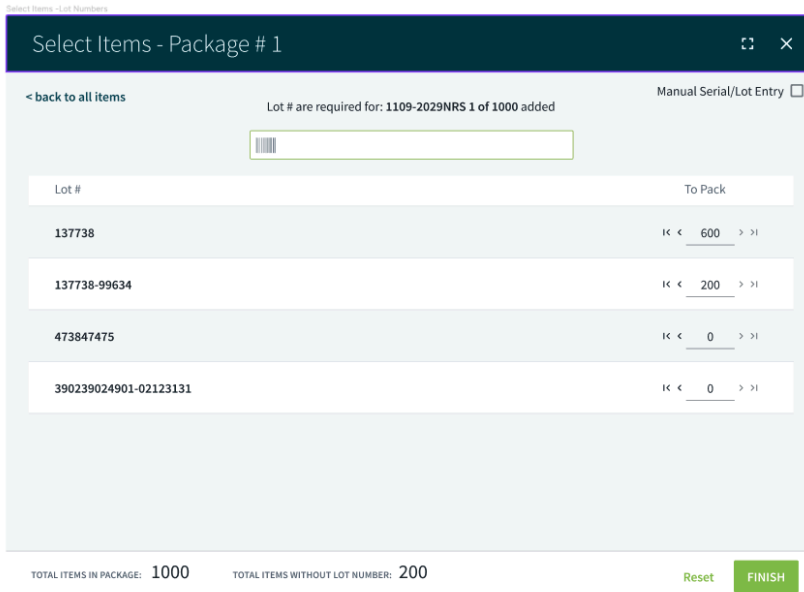
The ShipHawk Dimensioner is a hand-held mobile device that can easily and precisely scan and measure the dimensions of items (SKUs), capture the weight of the item by connecting with your scales in the same workflow, take images of the item, and then upload them to NetSuite and ShipHawk. (For customers using ERPs other than NetSuite, contact ShipHawk for further information on how you can use the ShipHawk Dimensioner.) With the SKU dimensions uploaded, you can take full advantage of the benefits of ShipHawk’s capabilities, especially Smart Packing.

Contact your ShipHawk account manager to learn more about the [ShipHawk Dimensioner](#).



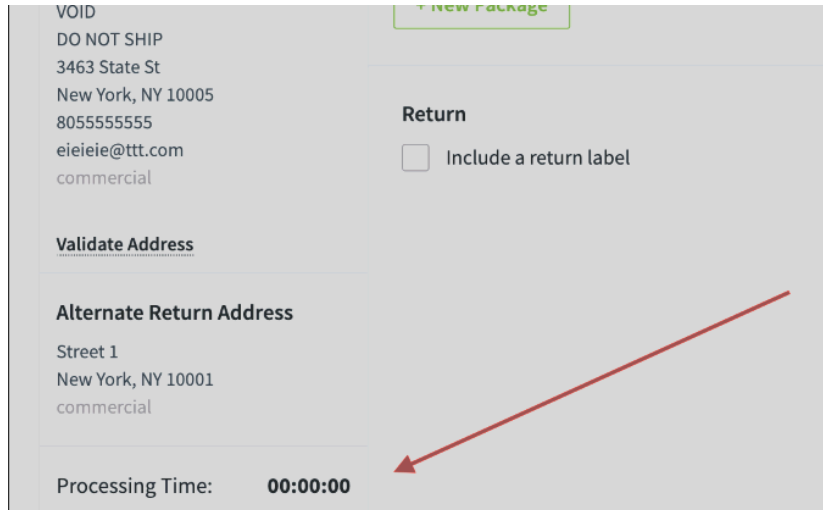
# Pack Verify Enhancement for Large Numbers of Lotted Inventory

Improvements to the Select Items pop-up window now enables you to select large numbers of lotted inventory easily, supporting lotted item verification to make it easy to verify which items pertain to which lot.



## Proposed Shipment Processing Time Tracking

In response to the need to see the time it takes to process a proposed shipment, this enhancement logs and then displays the processing time on the Order Details page. Shipping Managers now have more data on warehouse floor operations, giving them more insight into the performance of warehouse workers.



The screenshot shows a shipping management interface with the following elements:

- Top left: VOID, DO NOT SHIP, 3463 State St, New York, NY 10005, 8055555555, eieieie@ttd.com, commercial.
- Top right: + New Package button.
- Middle right: Return section with an unchecked checkbox for 'Include a return label'.
- Bottom left: Validate Address section.
- Bottom left: Alternate Return Address section with Street 1, New York, NY 10001, commercial.
- Bottom center: Processing Time: 00:00:00. A red arrow points from the top right towards this field.

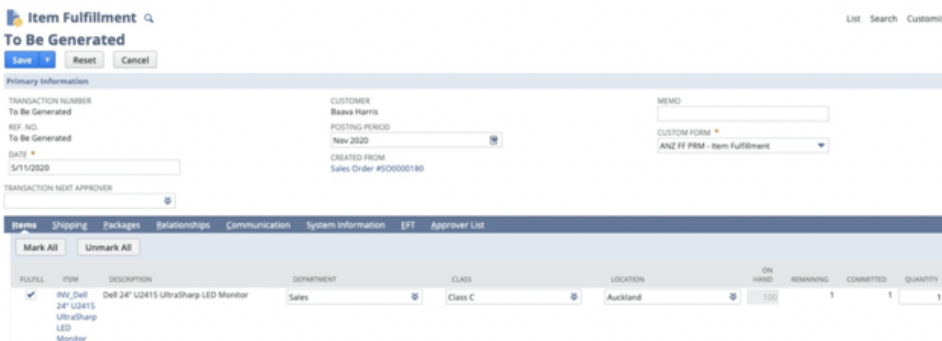
## Shipping Experience Performance Improvements

Shipping Experience Workstation performance improvements in this release include:

- Improved pallet packing interface speed for proposed shipments with a large number of packages.
- Improved loading time of shipment history.

## IF Record Updates to Show Actual Shipped Item Quantities

ShipHawk can now automatically update the NetSuite Item Fulfillment (IF) record to show the actual quantity shipped. This is useful in case there was an error (such as a mis-picks or mis-packs) when an order was being fulfilled, and you want the quantity shown in the IF record to be updated automatically rather than having to do that manually. Contact your ShipHawk account manager about enabling this feature.



## Multi-Origin BigCommerce Rating Support

With this release, ShipHawk now supports multi-origin rating for BigCommerce-connected merchants. Contact your ShipHawk account manager about enabling this feature.



## Improved Accessorial Support

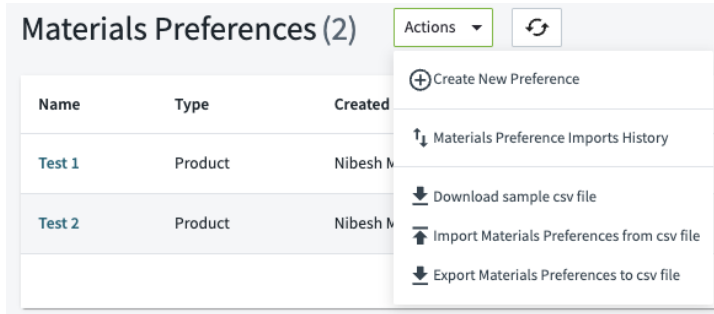
In this release, ShipHawk has continued to enhance LTL accessorial support for TForce, Southeastern Freight Lines (SEFL), RandL, ABF, Saia, OnTrac, and XPO Logistics. These enhancements improve automation for accessorials, reducing confusion when displaying accessorials that are not supported by a specific carrier.

## Material Preferences for Smart Packing

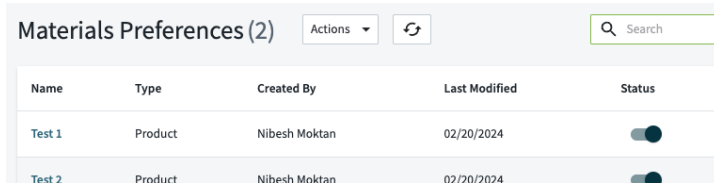
You can now map specific items (SKUs) to specific packing materials, to specify that specific items can only be packed with specific packing materials, or conversely, that specific packing materials can only be used for specific items. For setup, you can import the material preferences into ShipHawk with a

CSV file. In the Material Preferences screen, from the search bar, you can now search the material preferences by SKU or packing material. This is a powerful, flexible enhancement to Smart Packing that will make your fulfillment process more efficient.

Importing material preferences:



Searching material preferences:



## Package Details on Shipping Report

In this release, Shipping Reports has been expanded to include package dimensions and specific package details. Package details can include:

- Child Tracking Number
- Packing Type
- Material Name
- Length
- Width
- Height
- Weight
- Package Value

Further, you can specify whether to include on the report one row per shipment, or one row per package.

Mode:

One row per shipment  One row per package ⓘ

**Fields:**

Select All Clear All

Shipment Fields:

<input checked="" type="checkbox"/> Shipment Public ID	<input checked="" type="checkbox"/> Ship Date
<input checked="" type="checkbox"/> ShipToZip	<input checked="" type="checkbox"/> Bill Type
<input checked="" type="checkbox"/> Total Shipment Weight	<input checked="" type="checkbox"/> Last Modified
<input type="checkbox"/> Carrier Zone	<input checked="" type="checkbox"/> Carrier Name
<input checked="" type="checkbox"/> Child Tracking Numbers	<input checked="" type="checkbox"/> Service Name
<input checked="" type="checkbox"/> ShipToAddress1	<input checked="" type="checkbox"/> ShipToCountry
<input checked="" type="checkbox"/> ShipToAddress2	<input type="checkbox"/> Processing Time
<input checked="" type="checkbox"/> Shipment Creator	<input checked="" type="checkbox"/> Order Number
<input checked="" type="checkbox"/> Bill Account Number	<input checked="" type="checkbox"/> Total Package Count
<input checked="" type="checkbox"/> Delivered Date	<input checked="" type="checkbox"/> ShipToCompany
<input checked="" type="checkbox"/> ShipToCity	<input checked="" type="checkbox"/> LineltemSKU
<input checked="" type="checkbox"/> ShipToName	<input checked="" type="checkbox"/> Reference 1
<input checked="" type="checkbox"/> Total Price	<input checked="" type="checkbox"/> Reference 2
<input checked="" type="checkbox"/> ShipToState	<input checked="" type="checkbox"/> Reference 3
<input type="checkbox"/> Last Mile Tracking Number	<input type="checkbox"/> Serial Numbers
<input checked="" type="checkbox"/> Tracking Number	

Package Fields:

<input type="checkbox"/> Child Tracking Number	<input type="checkbox"/> Width
<input type="checkbox"/> Packing Type	<input type="checkbox"/> Height
<input type="checkbox"/> Material Name	<input type="checkbox"/> Weight
<input type="checkbox"/> Length	<input type="checkbox"/> Package Value

## Carrier Zones for Canada

This enhancement for merchants with multiple Canadian warehouses provides support for UPS zones in Canada for selection of the nearest warehouse. With this enhancement, merchants with multiple Canadian warehouses can now get more accurate and lower shipping rates. Note this applies to UPS zones, but UPS zones can be used to find the closest warehouse regardless of carrier.

## Return List Rates from Carrier (New Rule Action)

The new rule action 'Return list rates from carrier' for FedEx and UPS enables shippers to display carrier list rates instead of discounted and/or markup rates. With this, shippers can display and collect higher shipping pricing from consumers, making shipping a profit center.

### RULE ACTIONS

Actions are applied to ALL items within an order unless SKUs or Product Category are listed below.

Return List Rates from Cai

ⓘ List rates will be returned for FedEx and UPS. Rates from other carriers will not be affected.

+ Add Action



## BOL and Label Updates

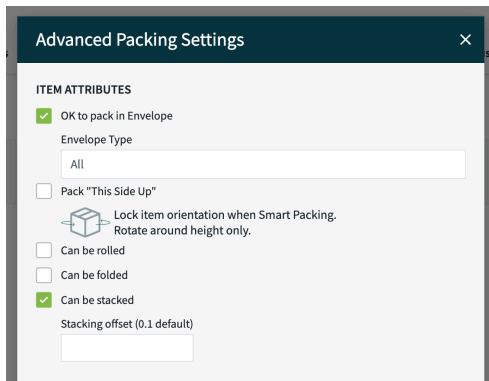
For BOL and labels, this release includes the ability to:

- Add ship-to email addresses
- Print the BOL number on carton and pallet labels

With this, shippers can display carrier list rates instead of discounted and/or markup rates.

## Stacking, Folding, Rolling Item Types

In the Advanced Packing Settings, you can now specify Item Attributes to enable stacking, rolling, and folding with new item types. These settings, which will improve Smart Packing accuracy, were not previously available with new item types.



The screenshot shows a dialog box titled "Advanced Packing Settings" with a close button (X) in the top right corner. The dialog is divided into a section labeled "ITEM ATTRIBUTES".

- OK to pack in Envelope
- Envelope Type:
- Pack "This Side Up"
- Lock item orientation when Smart Packing. Rotate around height only. (Accompanied by a cube icon with a vertical double-headed arrow)
- Can be rolled
- Can be folded
- Can be stacked
- Stacking offset (0.1 default):

# Fixes

The following issues have been resolved in this release.

## Carrier Integrations

- Fixed issue with 1, 2, 3 Day Freight Services Rate Display (20139)
- Fixed issue with destination company printing on FedEx label (19856)

## System Integrations

- Fixed issue with deleting carrier service when ‘Allow In-Cart Rating’ setting is disabled (19581)

## Shipping Platform

- Fixed issue with package order for 8.5x11 packing slip (20465)
- Fixed issue with batch processing of external shipments (20249)
- Fixed issue with saving materials preferences after adding new material application (20166)
- Fixed race condition logic in Order bulk update service (20116)
- Fixed issue with marking “kit parent” SKU as invalid for rating (20077)
- Fixed issue with normalizing SKU item types during import (19984)
- Fixed issue with invalid ZPL generated in batch processing (18646)

## Shipping Experience

- Fixed issue with selected material name display (20470)
- Fixed issue with display options on Orders and Shipments Reports page (20440)
- Fixed issue with FINISH button not available after packing items on pallet (20426)
- Fixed issue with SKU not added to pallet after scanning and error message displayed (20134)
- Fixed issue with Handling Unit information updating (20132)
- Fixed issue with selected material name not displaying in the materials presets for simple parcel shipping workflows (20082)
- Fixed issue with workstations table whitespace to allow multi-lines (20068)

## NetSuite Bundle

- Fixed issue with inventory location being removed after selecting rate (20439, 19814)
- Fixed issue with Get ShipHawk Rates button locking (20364)

- Fixed issue with adding “sandbox” prefix to NetSuite Bundle’s sandbox mode (19439)
- Fixed issue with filtering locations by subsidiary on rating (19819)
- Change NetSuite field name from “Appointment Delivery” to “Schedule Appointment Delivery” (19397)
- Fixed issue with address validation tool for items with high number of field (19438)
- Added alternate return address country to the Order's mappings (19412)
- Added support getting rates for Sales Order with multi-select references number field (19296)
- Now, ShipHawk will not change inventory location when rating. Added new setting “Disable inventory location overwriting after rate assignment” (18845)
- Fixed intermittent error when user update sales orders in NetSuite (18268)
- ShipHawk Update Fulfillment Event Script now does not error out when syncing Item Fulfillments to ShipHawk. Instead, additional information is added about Item Fulfillment if the Sales Order is not found. (18848)
- Fixed issue with Orders that have Type = ‘Multiple Select’ not syncing to ShipHawk (18959)

# DOCUMENT CHANGES

The following provides a version history of these release notes.

Publication Date	Changes
February 27, 2024	New document.